


INSTALL APPS FROM GOOGLE PLAY

Smartphones are made for more than just calling and reminders. Google Play gives you access to applications such as Dropbox, Evernote and many more. Get your work done smarter and faster.



To access the Android interface including Google Play, press and hold the bottom right corner of the screen, tap Settings, About phone and Switch to Android.

www.jablocom.com/raven



Designed, developed and assembled by JABLOCOM, Czech Republic © 2005–2014 JABLOCOM, All rights reserved. Member of Jablotron holding.

JABLOCOM
STAY CONNECTED

KEEP ALL YOUR CONTACTS UP-TO-DATE

Have all your mobile contacts in the Raven. Synchronize contacts with Exchange, Google and other Android-supported services to ensure your one set of contacts is always up-to-date. Synchronization saves you the hassle of updating contacts in your mobile phone, in your Outlook and in your desktop phone separately.

To setup accounts for synchronization press and hold the bottom right corner of the screen, tap Settings, Accounts and Add account.



MADE FOR THE OFFICE

Raven's integrated camera and sensitive microphone are made for videoconferencing. Get the right app from Google Play and join the next conference from your desk.

High-volume callers will be glad to find support for their favourite headsets and EHS. Connect your Bluetooth or wired headset and keep your hands free for taking notes.

Independent Android developers can easily integrate the Raven even further into your business.



RAVEN
DESKTOP SMARTPHONE

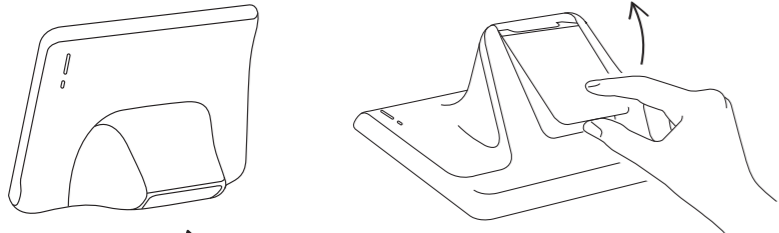
QUICK GUIDE



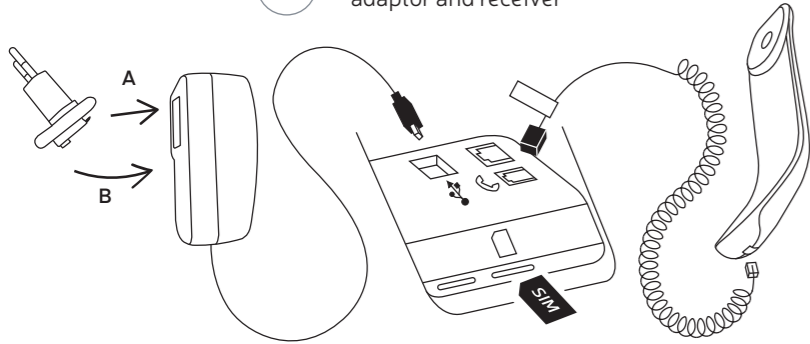
JABLOCOM
STAY CONNECTED

GETTING STARTED

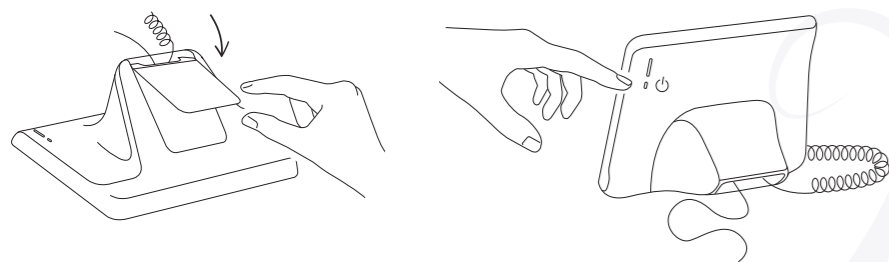
- 1 Cable cover
- 2 Open the cover



- 3 Connect the power adaptor and receiver



- 4 Close the cover
- 5 Power up



Contact photos

Put faces to voices with contact photos synchronized from your mobile phone.

Pick up and call

Phones are supposed to be easy. Just pick up the receiver, the dialer comes up and you call.

Speaker volume

Volume buttons are always available on the screen.

Indicators

Mobile, WiFi and Bluetooth reception status.

Call list

Don't forget to call back. A comprehensive overview of missed, incoming and outgoing calls is here to help.

Favourites

Your colleagues, your family, your friends neatly arranged and waiting to be called.

Messages

Text messages come in handy for short notes to your colleagues and friends.

Contacts

Synchronize, add or edit contacts from your Exchange and Google accounts.

Silent mode

Don't get disturbed during your creative moments or meetings held at your desk. Get reminded to turn ringing back on.

Settings

Press and hold to access the phone settings.

Volume control

Conveniently located as an alternative to on-screen buttons.

Power button

Recessed to prevent accidental pressing.



SIMPLE YET POWERFUL